

# Guidelines and Methods

for Democracy Education, Participation  
and the transfer of European Values in  
intercultural Youth Social Work

# Find the tool that suits you

Wondering how to get the young people you work with interested in talking about European Values? Not sure how best to teach Democracy Education to a diverse target group? Search through the resources collected and tested in the WAVE II project!




[Explore by  
VALUES](#)

[Explore by  
METHODS](#)

[Explore EU  
Funding](#)

[Watch the  
video course](#)





# Values

Democracy Education, and education on European Values can be engaging topics for young people when they are presented in a way that encourages participation and links values to the everyday. Find out how by clicking on the values below!

human dignity

identity &  
belonging


inclusion, equality  
& non-  
discrimination

empathy &  
solidarity

democracy &  
participation

back





# Human Dignity

Choose one of the following methods to work with young people on this value!

Art & Music Lab

Theater Direkt


Self-portraits

Project Method

Sport

[back](#)





# Inclusion, Equality & Non- discrimination



Art & Music Lab

Theater Direkt


Self-portraits

Project Method

Sport

[back](#)





# Identity & Belonging


Choose one of the following methods to work with young people on this value!

Self-portraits

Project Method



back



# Empathy & Solidarity

Choose one of the following methods to work with young people on this value!


Art & Music Lab

Project Method

Theater Direkt

[back](#)





# Democracy & Participation

Choose one of the following methods to work with young people on this value!

Art & Music Lab

Theater Direkt


Self-portraits

Project Method

Sport

[back](#)





# Methods

Democracy Education and education on European Values can be engaging for young people when they are presented using methods that encourage participation and links values to the everyday. Find out how by clicking on the methods!

Find all the methods and more in the complete guidelines here.

Self-portraits

Art & Music Lab

Project Method

Theater Direkt

Sport

[back](#)





## Purpose

To foster self-awareness, self-expression, and reflection on human dignity through artistic creation, while enabling participants to explore identity, strengthen critical thinking, and build confidence in expressing personal thoughts and emotions.



## Materials

Personal photographs (printed), carbon paper, A3 drawing paper, pencils, erasers, watercolours, brushes, pastels or coloured pencils, collage materials, a camera or smartphone for documentation.



Want to find out more? A detailed description of this method can be found here:

[guidelines](#)



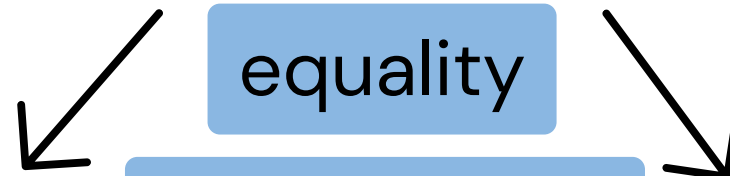
# Self-portraits

dignity

identity

equality

participation



## Duration

Minimum: 180 minutes. Maximum: 240-300 minutes. The method may also be adapted into shorter modules of 90-120 minutes where required.



back



## Purpose

To strengthen understanding and affirmation of European values through a participatory creative laboratory combining dialogue, visual art, and music, while fostering intercultural dialogue and youth participation among young people from diverse backgrounds.



## Materials

Flipchart paper and stand, large roll paper or flipchart sheets for a mural base, markers, tempera paints, watercolours and brushes, coloured and adhesive tape, Post-it notes, music equipment (speaker and phone/laptop), simple musical instruments.



Want to find out more? A detailed description of this method can be found here:

[guidelines](#)




# Art & Music Lab

non-discrimination

dignity

equality



## Duration

Minimum: 240 minutes. Preferred format: two sessions over two days, with approximately 360 minutes per day.



back



### Purpose

To enable participants to experience democratic decision-making in practice through improvisational theatre, while strengthening communication, negotiation, listening, collective problem-solving, and confidence in civic expression.



### Materials

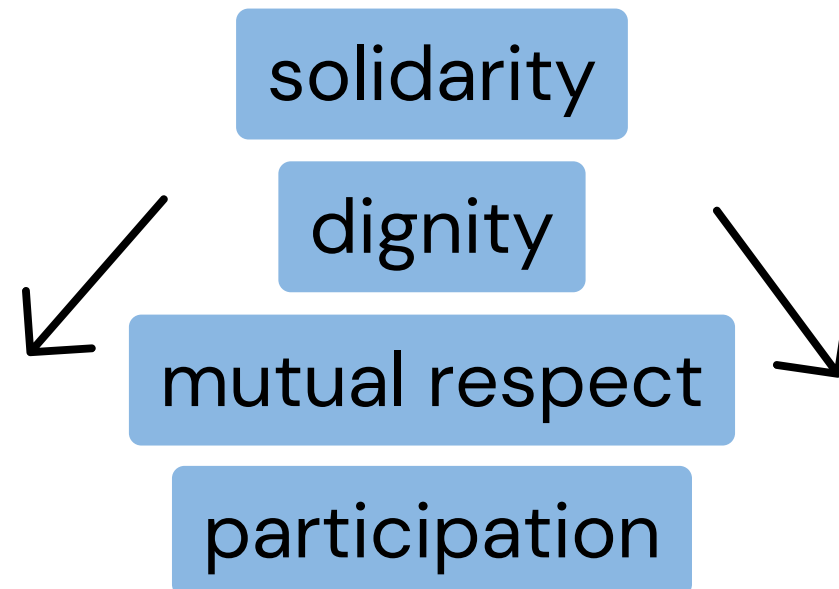
A room with sufficient space, chairs arranged in a circle, pens and paper for notes. Optional: flipchart for visualisation and documentation, laptop for documenting the storyline and, where appropriate, for generating simple dialogues.



Want to find out more? A detailed description of this method can be found here:


[guidelines](#)

# Democracy Theater Direkt



### Duration

Minimum: 120 minutes. The method can also be implemented over several sessions across multiple days, for example six hours across two sessions including preparation and reflection.



back



## Purpose

To promote an experiential reflection on human dignity through sport-based activities in which participants encounter cooperation, limitation, recognition, inequality, and support through the body, interaction, and play.



## Materials

Depend on the chosen sport and may include balls, rackets, cones, or goals. Additional materials e.g. everyday objects used to modify the game, blindfolds, coded messages, pens or markers, small symbolic objects for final reflection.



Want to find out more? A detailed description of this method can be found here:

[guidelines](#)

# Sport as Key of Dignity

self-worth

dignity

inclusion

participation



## Duration

Minimum: 60 minutes. Maximum: 120 minutes. Duration may be adapted depending on the number of participants, the number of rounds or activities, the depth of reflection, and the sport or discipline selected.



back



## Purpose

To provide participants with a structured framework to explore real-world social problems, such as inequalities, discrimination or violations of human dignity, as experienced by the learners in everyday life, critically analyse them and develop practical solutions or responses to them.



## Materials

Writing materials and a black/white board and a flipchart. Other materials depend on the plan the group has formulated. E.g. if the outcome of the project is a leaflet to be distributed locally, they will need PC and printer, paper etc.



Want to find out more? A detailed description of this method can be found here:

[guidelines](#)



# Project Method

non-discrimination

dignity

equality

...



## Duration

The duration depends on the decision of the facilitator(s). It could be min. 3 meetings + the "final event" and its preparation or it could be a series of group meetings extended in weeks or months to share and review the work done between the meetings.



back

# Get started *with EU funding*

So now you want to get started... here's how the EU can support you!




Solidarity  
Projects

Youth  
Participation  
activities

Small-scale  
partnerships



back



# Solidarity Projects

Solidarity Projects are part of the European Solidarity Corps which brings together young people to build a more inclusive society, supporting vulnerable people and responding to societal challenges.


You are part of or supporting a group of young people between 18–30 who want to tackle challenges and causes that matter to them? Then this funding format may be for you.

Head to the European Solidarity Corps website for the details:

[https://youth.europa.eu/solidarity/young-people/solidarity-projects\\_en](https://youth.europa.eu/solidarity/young-people/solidarity-projects_en)



back



# Youth Participation Projects



Erasmus+ Youth Participation Projects (Key Action 1) fund civic activities that allow young people aged 13–30 to engage with democratic life, voice their opinions, and develop solutions to local and European challenges. Projects last 3 to 24 months and can be run by organizations or informal groups of young people.


You are part of or supporting a group of young people who want to tackle challenges and causes that matter to them? Then this funding format may be for you.

Head to the Erasmus+ website for the details:  
<https://erasmus-plus.ec.europa.eu/programme-guide/part-b/key-action-1/youth-participation>

Erasmus+



back



# Small-scale partnerships

Small-scale Partnerships are designed for small-scale actors in the fields of school education, adult education, vocational education and training, youth and sport. With lower grant amounts, shorter duration and simpler administrative requirements compared to other Erasmus+ funding lines, this action aims at reaching out to grassroots organisations, less experienced organisations and newcomers to the Programme.

Are you new to Erasmus+ and keen to try out a small project with your organisation for the first time? Then this funding format may be for you.

Head to the Erasmus+ website for the details:  
<https://erasmus-plus.ec.europa.eu/programme-guide/part-b/key-action-2/small-scale-partnerships>

Erasmus+




back

**Find out more about  
our project here:**

**[www.wave4youthwork.eu](http://www.wave4youthwork.eu)**

**WAVE II**

What about democracy education, participation  
and the transfer of european values in the context  
of intercultural youth social work?



Co-funded by  
the European Union

Contact

✉ [info@wave4youthwork.eu](mailto:info@wave4youthwork.eu)

☎ +49 151 6561 4416

